


BRICK AND BLOCK MASONRY



BRICK AND BLOCK MASONRY

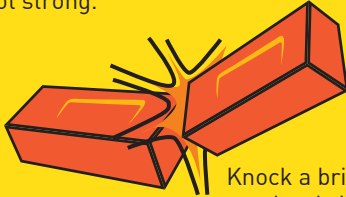
In brick and block masonry individual units of bricks or blocks are laid in a specific pattern and bound together by mortar. Exterior and interior walls, plinth walls in building are generally constructed by brick masonry. The strength of a brick masonry structure depends on the type and uniformity of the individual bricks selected, as well as the style of masonry used.

Burnt Clay Bricks-Compressive strength, water absorption and efflorescence to be checked

Hollow & Solid Concrete Block-Crushing strength to be checked

HOW TO CHECK THE QUALITY OF BRICKS

Check for white patches on the bricks which means bricks are not well burnt and therefore not strong.




Knock a brick with another brick, if the brick is strong, it will produce a metallic sound.



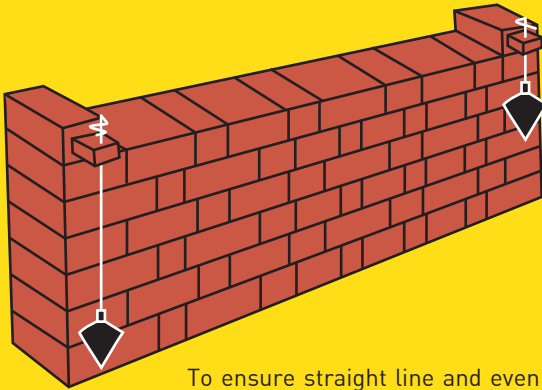
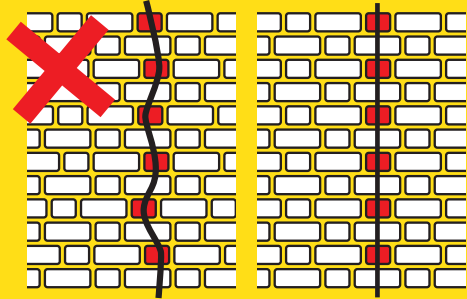
Drop a brick vertically from a meter's height. If the brick breaks, it is not strong.





For any brickwork always soak bricks in water before use. It will also minimize the possibilities of white patches on walls besides good bonding with cement. Any brick which absorbs water more than 15% of its original weight is not good for brickwork.

Keep brick pattern straight and vertical



To ensure straight line and even wall, the Plumb Line needs only to be used at the ends of walls and then use a string to get a straight wall between. The plumb line should always fall to the bottom course, not to the brick immediately below.